

HEROD'S SECRET POLICEMAN

Cut-out Nativity Scene


You will need: scissors, glue stick, colouring pens or pencils, extra cardboard (optional)

Instructions:


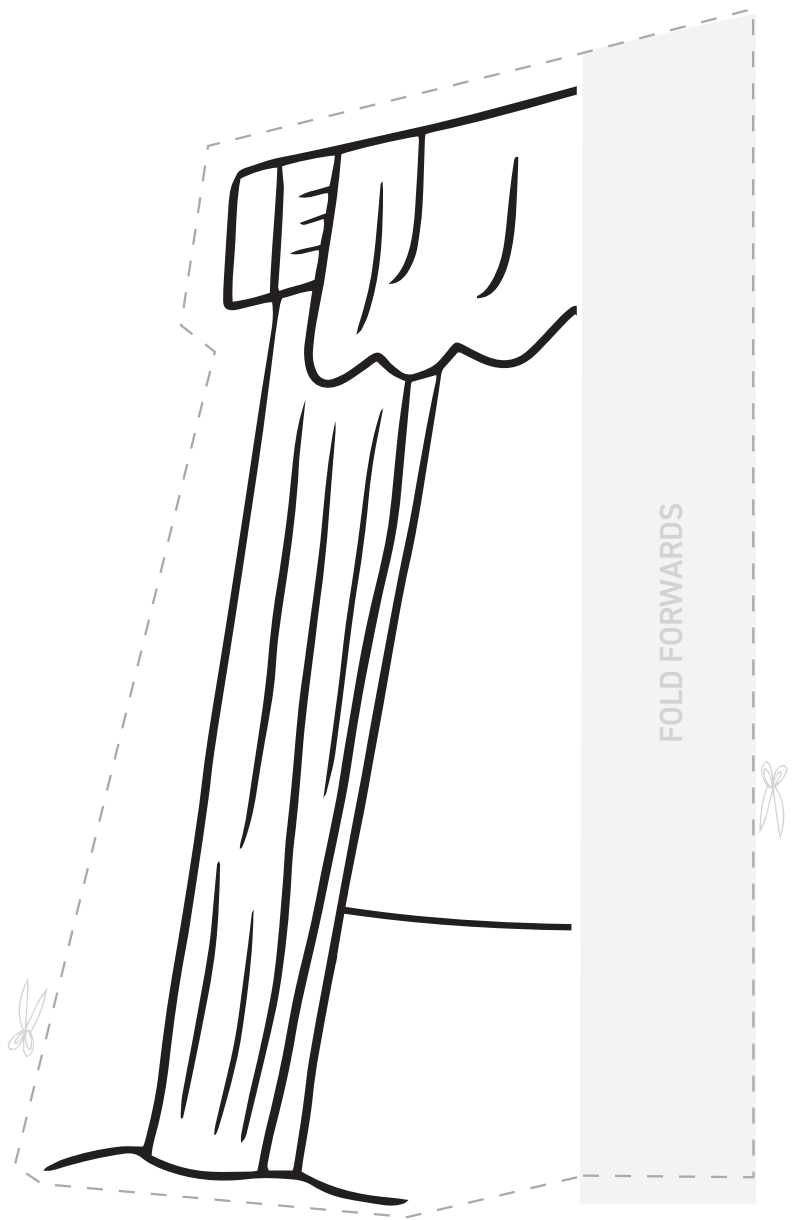
- Print on A4 paper or card
- Colour in the stable and the characters using colouring pens or pencils
- Cut out the stable by cutting along the dotted line*
- Fold back the flap at the bottom of the stable. If using paper, you may wish to stick the stable onto cardboard to strengthen it
- Cut out the sides of the stable by cutting along the dotted line*
- Fold forwards the flap on each side of the stable and stick to the back of the stable using a glue stick
- Cut out the characters, by cutting along the dotted line*
- Fold under the flap for each character and stand them within the stable


For more activities for children and families, visit:
opendoorsuk.org/children

*Scissors can be sharp! You might need an adult to help you



FOLD BACK







FOLD BACK



FOLD BACK




FOLD BACK



FOLD BACK



FOLD BACK



FOLD BACK



FOLD BACK

